

MONTHLY REPORT OF DISBURSEMENTS
For the month of January 2022

Department: Department of Environment and Natural Resources (DENR)
Agency: Office of the Secretary
Operating Unit: ALL
Organization Code: 10 001 0100000
Fund Cluster: 01 - Regular Agency Fund

Particulars	Current Year Budget					Prior Year's Budget											SUB-TOTAL	Trust Liabilities				Grand Total					Remarks
	PS	MOOE	FinEx	CO	TOTAL	Prior Year's Accounts Payable					Current Year's Accounts Payable					TOTAL		PS	MOOE	CO	TOTAL	PS	MOOE	FinEx	CO	TOTAL	
						PS	MOOE	FinEx	CO	Sub-Total	PS	MOOE	FinEx	CO	Sub-Total												
1	2	3	4	5	6=(2+3+4+5)	7	8	9	10	11=(7+8+9+10)	12	13	14	15	16=(12+13+14+15)	17=(11+16)	18=(6+17)	19	20	21	22=(19+20+21)	23	24	25	26	27=(23+24+25+26)	28
CASH DISBURSEMENTS	344,349,168.81	33,117,204.25	-	69,145.01	377,535,518.07	148,582,790.17	163,403,148.87	-	30,950,831.21	342,936,770.25	369,774.08	2,006,478.87	-	-	2,376,252.95	345,313,023.20	722,848,541.27	-	-	-	-	493,301,733.06	198,526,831.99	-	31,019,976.22	722,848,541.27	
Notice of Cash Allocation (NCA)	344,349,168.81	33,117,204.25	-	69,145.01	377,535,518.07	148,579,790.17	161,525,448.87	-	30,804,023.21	340,909,262.25	369,774.08	2,006,478.87	-	-	2,376,252.95	343,285,515.20	720,821,033.27	-	-	-	-	493,298,733.06	198,649,131.99	-	30,873,168.22	720,821,033.27	
MDS Checks Issued	57,021,525.14	15,175,162.98	-	-	72,196,688.12	15,556,041.25	21,444,889.50	-	7,111,505.45	44,112,436.20	142,046.54	751,083.93	-	-	893,130.47	45,005,566.67	117,202,254.79	-	-	-	-	72,719,612.93	37,371,136.41	-	7,111,505.45	117,202,254.79	
Advice to Debit Account	287,327,643.67	17,942,041.27	-	69,145.01	305,338,829.95	133,023,748.92	140,080,559.37	-	23,692,517.76	296,796,826.05	227,727.54	1,255,394.94	-	-	1,483,122.48	298,279,948.53	603,618,778.48	-	-	-	-	420,579,120.13	159,277,995.58	-	23,761,662.77	603,618,778.48	
Notice of Transfer Allocations (NTA)	-	-	-	-	-	3,000.00	1,877,700.00	-	146,808.00	2,027,508.00	-	-	-	-	-	2,027,508.00	2,027,508.00	-	-	-	-	3,000.00	1,877,700.00	-	146,808.00	2,027,508.00	
MDS Checks Issued	-	-	-	-	-	-	1,193,700.00	-	-	1,193,700.00	-	-	-	-	-	1,193,700.00	1,193,700.00	-	-	-	-	-	1,193,700.00	-	-	1,193,700.00	
Advice to Debit Account	-	-	-	-	-	3,000.00	684,000.00	-	146,808.00	833,808.00	-	-	-	-	-	833,808.00	833,808.00	-	-	-	-	3,000.00	684,000.00	-	146,808.00	833,808.00	
Working Fund for FAPs	-	-	-	-	-	-	-	-	-	-	-	-	-	-	-	-	-	-	-	-	-	-	-	-	-	-	
Cash Disbursement Ceiling (CDC)	-	-	-	-	-	-	-	-	-	-	-	-	-	-	-	-	-	-	-	-	-	-	-	-	-	-	
TOTAL CASH DISBURSEMENTS	344,349,168.81	33,117,204.25	-	69,145.01	377,535,518.07	148,582,790.17	163,403,148.87	-	30,950,831.21	342,936,770.25	369,774.08	2,006,478.87	-	-	2,376,252.95	345,313,023.20	722,848,541.27	-	-	-	-	493,301,733.06	198,526,831.99	-	31,019,976.22	722,848,541.27	
NON-CASH DISBURSEMENTS	15,369,368.35	5,437,788.38	-	1,947,509.07	22,754,665.80	10,911,571.75	13,191,146.72	-	4,126,251.24	28,228,969.71	-	50,273.30	-	45,857.15	96,130.45	28,325,100.16	51,079,765.96	-	-	-	-	26,280,940.10	18,679,208.40	-	6,119,617.46	51,079,765.96	
Tax Remittance Advices Issued (TRA)	15,365,668.35	5,437,788.38	-	1,947,509.07	22,750,965.80	10,911,571.75	13,191,146.72	-	4,126,251.24	28,228,969.71	-	50,273.30	-	45,857.15	96,130.45	28,325,100.16	51,076,065.96	-	-	-	-	26,277,240.10	18,679,208.40	-	6,119,617.46	51,076,065.96	
Non-Cash Availment Authority (NCAA)	-	-	-	-	-	-	-	-	-	-	-	-	-	-	-	-	-	-	-	-	-	-	-	-	-	-	
Disbursements effected through outright deductions from claims (please specify...)	3,700.00	-	-	-	3,700.00	-	-	-	-	-	-	-	-	-	-	-	3,700.00	-	-	-	-	3,700.00	-	-	-	3,700.00	
Overpayment of expenses(e.g. personnel benefits)	3,700.00	-	-	-	3,700.00	-	-	-	-	-	-	-	-	-	-	-	3,700.00	-	-	-	-	3,700.00	-	-	-	3,700.00	
Restitution for loss of government property	-	-	-	-	-	-	-	-	-	-	-	-	-	-	-	-	-	-	-	-	-	-	-	-	-	-	
Liquidated damages and similar claims	-	-	-	-	-	-	-	-	-	-	-	-	-	-	-	-	-	-	-	-	-	-	-	-	-	-	
Others(TEF,BTR,Documentary Stamp Tax,etc.)	-	-	-	-	-	-	-	-	-	-	-	-	-	-	-	-	-	-	-	-	-	-	-	-	-	-	
TOTAL NON-CASH DISBURSEMENTS	15,369,368.35	5,437,788.38	-	1,947,509.07	22,754,665.80	10,911,571.75	13,191,146.72	-	4,126,251.24	28,228,969.71	-	50,273.30	-	45,857.15	96,130.45	28,325,100.16	51,079,765.96	-	-	-	-	26,280,940.10	18,679,208.40	-	6,119,617.46	51,079,765.96	
GRAND TOTAL	359,718,537.16	38,554,992.63	-	2,016,654.08	400,290,183.87	159,494,361.92	176,594,295.59	-	35,077,082.45	371,165,739.96	369,774.08	2,056,752.17	-	45,857.15	2,472,383.40	373,638,123.36	773,928,307.23	-	-	-	-	519,582,673.16	217,206,040.39	-	37,139,593.68	773,928,307.23	



SUMMARY

Particulars	Previous Report	This Month	As at Date
(1)	(2)	(3)	(4)
Total Disbursement Authorities Received	-	1,027,554,221.84	1,027,554,221.84
NCA	-	964,640,580.00	964,640,580.00
NTA	-	11,837,575.88	11,837,575.88
Working Fund	-	-	-
TRA	-	51,076,065.96	51,076,065.96
CDC	-	-	-
NCAA	-	-	-
Less: Notice of Transfer of Allocations (NTA)* issued	-	6,171,675.88	6,171,675.88
Total Disbursement Authorities Available	-	1,021,382,545.96	1,021,382,545.96
Less:	-	-	-
Lapsed NCA	-	-	-
***Disbursements	-	773,928,307.23	773,928,307.23
Less: Other Non-Cash Disbursements	-	-	-
Disbursements effected through outright deductions from claims	-	-	-
Overpayment of expenses(e.g. personnel benefits)	-	-	-
Restitution for loss of government property	-	-	-
Liquidated damages and similar claims	-	-	-
Others (e.g. TEF, BTR, Docs Stamp, etc.)	-	-	-
Add/Less: Adjustments (e.g. cancelled/staled checks)	-	-	-
Balance of Disbursement Authorities as at date	-	247,454,238.73	247,454,238.73
Total Disbursements Program	-	1,021,382,545.96	1,021,382,545.96
Less: **Actual Disbursements	-	773,928,307.23	773,928,307.23
(Over)/Under spending	-	247,454,238.73	247,454,238.73

Notes: * The use of NTA is discouraged

** Amounts should tally with the grand total disbursement (column 27).


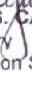
Certified Correct:


DIÑA M. NILLOSAN
Agency Chief Accountant
Date: 

Recommending Approval:


ANGELITO V. FONTANILLA
Director, Financial and Management Service
Date: 

Approved by:


ENGR. NONITA S. CAGUIWA
Assistant Secretary
Finance, Information Systems and Mining Concerns
Date: 

MONTHLY REPORT OF DISBURSEMENTS
For the month of January 2022

Department: Department of Environment and Natural Resources (DENR)
Agency: Office of the Secretary
Operating Unit: ALL
Organization Code: 10 001 0100000
Fund Cluster: 02 - Foreign Assisted Projects Fund (GOP)

Particulars	Current Year Budget					Prior Year's Budget												SUB-TOTAL	Trust Liabilities				Grand Total					Remarks
	PS	MOOE	Fin Ex	CO	TOTAL	Prior Year's Accounts Payable					Current Year's Accounts Payable					TOTAL	PS		MOOE	CO	TOTAL	PS	MOOE	Fin Ex	CO	TOTAL		
						PS	MOOE	FinEx	CO	Sub-Total	PS	MOOE	FinEx	CO	Sub-Total													
1	2	3	4	5	6=(2+3+4+5)	7	8	9	10	11=(7+8+9+10)	12	13	14	15	16=(12+13+14+15)	17=(11+16)	18=(6+17)	19	20	21	22=(19+20+21)	23	24	25	26	27=(23+24+25+26)	28	
CASH DISBURSEMENTS	-	28,714.79	-	-	28,714.79	-	2,828,411.13	-	3,436.00	2,831,847.13	-	-	-	-	-	2,831,847.13	2,860,561.92	-	-	-	-	-	-	-	2,857,125.92	-	3,436.00	2,860,561.92
Notice of Cash Allocation (NCA)	-	-	-	-	-	-	-	-	-	-	-	-	-	-	-	-	-	-	-	-	-	-	-	-	-	-	-	
MDS Checks Issued	-	-	-	-	-	-	-	-	-	-	-	-	-	-	-	-	-	-	-	-	-	-	-	-	-	-	-	
Advice to Debit Account	-	-	-	-	-	-	-	-	-	-	-	-	-	-	-	-	-	-	-	-	-	-	-	-	-	-	-	
Notice of Transfer Allocations (NTA)	-	28,714.79	-	-	28,714.79	-	2,828,411.13	-	3,436.00	2,831,847.13	-	-	-	-	-	2,831,847.13	2,860,561.92	-	-	-	-	-	-	-	2,857,125.92	-	3,436.00	2,860,561.92
MDS Checks Issued	-	17,117.74	-	-	17,117.74	-	502,320.75	-	-	502,320.75	-	-	-	-	-	502,320.75	519,438.49	-	-	-	-	-	-	-	519,438.49	-	-	519,438.49
Advice to Debit Account	-	11,597.05	-	-	11,597.05	-	2,326,090.38	-	3,436.00	2,329,526.38	-	-	-	-	-	2,329,526.38	2,341,123.43	-	-	-	-	-	-	-	2,337,687.43	-	3,436.00	2,341,123.43
Working Fund for FAPs	-	-	-	-	-	-	-	-	-	-	-	-	-	-	-	-	-	-	-	-	-	-	-	-	-	-	-	
Cash Disbursement Ceiling (CDC)	-	-	-	-	-	-	-	-	-	-	-	-	-	-	-	-	-	-	-	-	-	-	-	-	-	-	-	
TOTAL CASH DISBURSEMENTS	-	28,714.79	-	-	28,714.79	-	2,828,411.13	-	3,436.00	2,831,847.13	-	-	-	-	-	2,831,847.13	2,860,561.92	-	-	-	-	-	-	-	2,857,125.92	-	3,436.00	2,860,561.92
NON-CASH DISBURSEMENTS	-	90,401.06	-	1,144,638.15	1,235,039.21	-	1,182,341.48	-	740,137.74	1,922,479.22	-	-	-	-	-	1,922,479.22	3,157,518.43	-	-	-	-	-	-	-	1,272,742.54	-	1,884,775.89	3,157,518.43
Tax Remittance Advices Issued (TRA)	-	90,401.06	-	1,144,638.15	1,235,039.21	-	1,182,341.48	-	740,137.74	1,922,479.22	-	-	-	-	-	1,922,479.22	3,157,518.43	-	-	-	-	-	-	-	1,272,742.54	-	1,884,775.89	3,157,518.43
Non-Cash Availment Authority (NCAA)	-	-	-	-	-	-	-	-	-	-	-	-	-	-	-	-	-	-	-	-	-	-	-	-	-	-	-	
Disbursements effected through outright deductions from claims (please specify ...)	-	-	-	-	-	-	-	-	-	-	-	-	-	-	-	-	-	-	-	-	-	-	-	-	-	-	-	
Overpayment of expenses(e.g. personnel benefits)	-	-	-	-	-	-	-	-	-	-	-	-	-	-	-	-	-	-	-	-	-	-	-	-	-	-	-	
Restitution for loss of government property	-	-	-	-	-	-	-	-	-	-	-	-	-	-	-	-	-	-	-	-	-	-	-	-	-	-	-	
Liquidated damages and similar claims	-	-	-	-	-	-	-	-	-	-	-	-	-	-	-	-	-	-	-	-	-	-	-	-	-	-	-	
Others(TEF, BTr-Documentary Stamp Tax, etc.)	-	-	-	-	-	-	-	-	-	-	-	-	-	-	-	-	-	-	-	-	-	-	-	-	-	-	-	
TOTAL NON-CASH DISBURSEMENTS	-	90,401.06	-	1,144,638.15	1,235,039.21	-	1,182,341.48	-	740,137.74	1,922,479.22	-	-	-	-	-	1,922,479.22	3,157,518.43	-	-	-	-	-	-	-	1,272,742.54	-	1,884,775.89	3,157,518.43
GRAND TOTAL	-	119,116.85	-	1,144,638.15	1,263,754.00	-	4,010,752.61	-	743,573.74	4,754,326.35	-	-	-	-	-	4,754,326.35	6,018,080.35	-	-	-	-	-	-	-	4,129,868.46	-	1,888,211.89	6,018,080.35



SUMMARY

Particulars	Previous Report	This Month	As at Date
(1)	(2)	(3)	(4)
Total Disbursement Authorities Received	-	18,186,518.43	18,186,518.43
NCA	-	8,019,000.00	8,019,000.00
NTA	-	7,010,000.00	7,010,000.00
Working Fund	-	-	-
TRA	-	3,157,518.43	3,157,518.43
CDC	-	-	-
NCAA	-	-	-
Less: Notice of Transfer of Allocations (NTA)* issued	-	8,019,000.00	8,019,000.00
Total Disbursement Authorities Available	-	10,167,518.43	10,167,518.43
Less:	-	-	-
Lapsed NCA	-	-	-
Disbursements	-	6,018,080.35	6,018,080.35
Less: Other Non-Cash Disbursements	-	-	-
Disbursements effected through outright deductions from claims	-	-	-
Overpayment of expenses(e.g. personnel benefits)	-	-	-
Restitution for loss of government property	-	-	-
Liquidated damages and similar claims	-	-	-
Others (e.g. TEF, BTr, Docs Stamp, etc.)	-	-	-
Add/Less: Adjustments (e.g. cancelled/staled checks)	-	-	-
Balance of Disbursement Authorities as at date	-	4,149,438.08	4,149,438.08
Total Disbursements Program	-	10,167,518.43	10,167,518.43
Less: **Actual Disbursements	-	6,018,080.35	6,018,080.35
(Over)/Under spending	-	4,149,438.08	4,149,438.08



Notes: * The use of NTA is discouraged

** Amounts should tally with the grand total disbursement (column 27).



Certified Correct:


DINA M. NILLOSAN
Agency Chief Accountant
Date: 

Recommending Approval:


ANGELITO V. FONTANILLA
Director, Financial and Management Service
Date: 

Approved by:


ENGR. NONITA S. CAGUIOA
Assistant Secretary
Finance, Information Systems and Mining Concerns
Date: 

MONTHLY REPORT OF DISBURSEMENTS
For the month of January 2022

Department: Department of Environment and Natural Resources (DENR)
Agency: Office of the Secretary
Operating Unit: ALL
Organization Code: 10 001 0100000
Fund Cluster: 02 - Foreign Assisted Projects Fund (LP)



Particulars	Current Year Budget					Prior Year's Budget											SUB-TOTAL	Trust Liabilities				Grand Total					Remarks
	PS	MOOE	Fin Ex	CO	TOTAL	Prior Year's Accounts Payable					Current Year's Accounts Payable					TOTAL		PS	MOOE	CO	TOTAL	PS	MOOE	Fin Ex	CO	TOTAL	
						PS	MOOE	FinEx	CO	Sub-Total	PS	MOOE	FinEx	CO	Sub-Total												
1	2	3	4	5	6=(2+3+4+5)	7	8	9	10	11=(7+8+9+10)	12	13	14	15	16=(12+13+14+15)	17=(11+16)	18=(6+17)	19	20	21	22=(19+20+21)	23	24	25	26	27=(23+24+25+26)	28
CASH DISBURSEMENTS	-	128,549.59	-	-	128,549.59	-	3,973,260.30	-	23,938,671.08	27,911,931.38	-	-	-	-	-	27,911,931.38	28,040,480.97	-	-	-	-	-	4,101,809.89	-	23,938,671.08	28,040,480.97	-
Notice of Cash Allocation (NCA)	-	-	-	-	-	-	-	-	-	-	-	-	-	-	-	-	-	-	-	-	-	-	-	-	-	-	-
MDS Checks Issued	-	-	-	-	-	-	-	-	-	-	-	-	-	-	-	-	-	-	-	-	-	-	-	-	-	-	-
Advice to Debit Account	-	-	-	-	-	-	-	-	-	-	-	-	-	-	-	-	-	-	-	-	-	-	-	-	-	-	-
Notice of Transfer Allocations (NTA)	-	-	-	-	-	-	-	-	-	-	-	-	-	-	-	-	-	-	-	-	-	-	-	-	-	-	-
MDS Checks Issued	-	-	-	-	-	-	-	-	-	-	-	-	-	-	-	-	-	-	-	-	-	-	-	-	-	-	-
Advice to Debit Account	-	-	-	-	-	-	-	-	-	-	-	-	-	-	-	-	-	-	-	-	-	-	-	-	-	-	-
Working Fund for FAPs	-	128,549.59	-	-	128,549.59	-	3,973,260.30	-	23,938,671.08	27,911,931.38	-	-	-	-	-	27,911,931.38	28,040,480.97	-	-	-	-	-	4,101,809.89	-	23,938,671.08	28,040,480.97	-
Cash Disbursement Ceiling (CDC)	-	-	-	-	-	-	-	-	-	-	-	-	-	-	-	-	-	-	-	-	-	-	4,101,809.89	-	23,938,671.08	28,040,480.97	-
TOTAL CASH DISBURSEMENTS	-	128,549.59	-	-	128,549.59	-	3,973,260.30	-	23,938,671.08	27,911,931.38	-	-	-	-	-	27,911,931.38	28,040,480.97	-	-	-	-	-	4,101,809.89	-	23,938,671.08	28,040,480.97	-
NON-CASH DISBURSEMENTS	-	-	-	-	-	-	-	-	-	-	-	-	-	-	-	-	-	-	-	-	-	-	-	-	-	-	-
Tax Remittance Advices Issued (TRA)	-	-	-	-	-	-	-	-	-	-	-	-	-	-	-	-	-	-	-	-	-	-	-	-	-	-	-
Non-Cash Availment Authority (NCAA)	-	-	-	-	-	-	-	-	-	-	-	-	-	-	-	-	-	-	-	-	-	-	-	-	-	-	-
Disbursements effected through outright deductions from claims (please specify...)	-	-	-	-	-	-	-	-	-	-	-	-	-	-	-	-	-	-	-	-	-	-	-	-	-	-	-
Overpayment of expenses(e.g. personnel benefits)	-	-	-	-	-	-	-	-	-	-	-	-	-	-	-	-	-	-	-	-	-	-	-	-	-	-	-
Restitution for loss of government property	-	-	-	-	-	-	-	-	-	-	-	-	-	-	-	-	-	-	-	-	-	-	-	-	-	-	-
Liquidated damages and similar claims	-	-	-	-	-	-	-	-	-	-	-	-	-	-	-	-	-	-	-	-	-	-	-	-	-	-	-
Others(TEF, BTr-Documentary Stamp Tax, etc.)	-	-	-	-	-	-	-	-	-	-	-	-	-	-	-	-	-	-	-	-	-	-	-	-	-	-	-
TOTAL NON-CASH DISBURSEMENTS	-	-	-	-	-	-	-	-	-	-	-	-	-	-	-	-	-	-	-	-	-	-	4,101,809.89	-	23,938,671.08	28,040,480.97	-
GRAND TOTAL	-	128,549.59	-	-	128,549.59	-	3,973,260.30	-	23,938,671.08	27,911,931.38	-	-	-	-	-	27,911,931.38	28,040,480.97	-	-	-	-	-	4,101,809.89	-	23,938,671.08	28,040,480.97	-

SUMMARY

Particulars	Previous Report	This Month	As at Date
(1)	(2)	(3)	(4)
Total Disbursement Authorities Received	85,203,171.73	90,384,653.92	175,587,825.65
NCA	-	-	-
NTA/Funding Check (FC) Received	-	73,655,000.00	73,655,000.00
Working Fund	85,203,171.73	16,729,653.92	101,932,825.65
TRA	-	-	-
CDC	-	-	-
NCAA	-	-	-
Less: Notice of Transfer of Allocations (NTA)/Funding Check (FC)* Issued	-	80,683,939.00	80,683,939.00
Total Disbursement Authorities Available	85,203,171.73	9,700,714.92	94,903,886.65
Less:	-	-	-
Lapsed NCA	-	-	-
Disbursements	-	28,040,480.97	28,040,480.97
Less: Other Non-Cash Disbursements	-	-	-
Disbursements effected through outright deductions from claims	-	-	-
Overpayment of expenses(e.g. personnel benefits)	-	-	-
Restitution for loss of government property	-	-	-
Liquidated damages and similar claims	-	-	-
Others (e.g. TEF, BTr, Docs Stamp, etc.)	-	-	-
Add/Less: Adjustments (e.g. cancelled/staled checks)	-	10,504.11	10,504.11
Balance of Disbursement Authorities as at date	85,203,171.73	(18,329,261.94)	66,873,909.79
Total Disbursements Program	85,203,171.73	9,711,219.03	94,914,390.76
Less: **Actual Disbursements	-	28,040,480.97	28,040,480.97
(Over)/Under spending	85,203,171.73	(18,329,261.94)	66,873,909.79

Notes: * The use of NTA is discouraged
** Amounts should tally with the grand total disbursement (column 27).


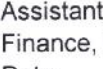
Certified Correct:


DINA M. NILLOSAN
Agency Chief Accountant
Date: 

Recommending Approval:


ANGELITO V. FONTANILLA
Director, Financial and Management Service
Date: 

Approved by:


ENGR. NONITA S. CAGUIOA
Assistant Secretary
Finance, Information Systems and Mining Concerns
Date: 

MONTHLY REPORT OF DISBURSEMENTS
For the month of January 2022

Department: Department of Environment and Natural Resources (DENR)
 Agency: Office of the Secretary
 Operating Unit: ALL
 Organization Code: 10 001 0100000
 Fund Cluster: 03 - Special Account - Locally Funded


Particulars	Current Year Budget					Prior Year's Budget											SUB-TOTAL	Trust Liabilities				Grand Total					Remarks
	PS	MOOE	FinEx	CO	TOTAL	Prior Year's Accounts Payable					Current Year's Accounts Payable					TOTAL		PS	MOOE	CO	TOTAL	PS	MOOE	FinEx	CO	TOTAL	
						PS	MOOE	FinEx	CO	Sub-Total	PS	MOOE	FinEx	CO	Sub-Total												
1	2	3	4	5	6=(2+3+4+5)	7	8	9	10	11=(7+8+9+10)	12	13	14	15	16=(12+13+14+15)	17=(11+16)	18=(6+17)	19	20	21	22=(19+20+21)	23	24	25	26	27=(23+24+25+26)	28
CASH DISBURSEMENTS	-	-	-	-	-	-	-	-	-	-	-	-	-	-	-	-	-	-	-	-	-	-	-	-	-	-	-
Notice of Cash Allocation (NCA)	-	-	-	-	-	-	-	-	-	-	-	-	-	-	-	-	-	-	-	-	-	-	-	-	-	-	-
MDS Checks Issued	-	-	-	-	-	-	-	-	-	-	-	-	-	-	-	-	-	-	-	-	-	-	-	-	-	-	-
Advice to Debit Account	-	-	-	-	-	-	-	-	-	-	-	-	-	-	-	-	-	-	-	-	-	-	-	-	-	-	-
Notice of Transfer Allocations (NTA)	-	-	-	-	-	-	-	-	-	-	-	-	-	-	-	-	-	-	-	-	-	-	-	-	-	-	-
MDS Checks Issued	-	-	-	-	-	-	-	-	-	-	-	-	-	-	-	-	-	-	-	-	-	-	-	-	-	-	-
Advice to Debit Account	-	-	-	-	-	-	-	-	-	-	-	-	-	-	-	-	-	-	-	-	-	-	-	-	-	-	-
Working Fund for FAPs	-	-	-	-	-	-	-	-	-	-	-	-	-	-	-	-	-	-	-	-	-	-	-	-	-	-	-
Cash Disbursement Ceiling (CDC)	-	-	-	-	-	-	-	-	-	-	-	-	-	-	-	-	-	-	-	-	-	-	-	-	-	-	-
TOTAL CASH DISBURSEMENTS	-	-	-	-	-	-	-	-	-	-	-	-	-	-	-	-	-	-	-	-	-	-	-	-	-	-	-
NON-CASH DISBURSEMENTS	-	63,631.34	-	-	63,631.34	-	-	-	-	-	-	-	-	-	-	-	63,631.34	-	-	-	-	-	63,631.34	-	-	63,631.34	-
Tax Remittance Advances Issued (TRA)	-	63,631.34	-	-	63,631.34	-	-	-	-	-	-	-	-	-	-	-	63,631.34	-	-	-	-	-	63,631.34	-	-	63,631.34	-
Non-Cash Availment Authority (NCAA)	-	-	-	-	-	-	-	-	-	-	-	-	-	-	-	-	-	-	-	-	-	-	-	-	-	-	-
Disbursements effected through outright deductions from claims (please specify...)	-	-	-	-	-	-	-	-	-	-	-	-	-	-	-	-	-	-	-	-	-	-	-	-	-	-	-
Overpayment of expenses(e.g. personnel benefits)	-	-	-	-	-	-	-	-	-	-	-	-	-	-	-	-	-	-	-	-	-	-	-	-	-	-	-
Restitution for loss of government property	-	-	-	-	-	-	-	-	-	-	-	-	-	-	-	-	-	-	-	-	-	-	-	-	-	-	-
Liquidated damages and similar claims	-	-	-	-	-	-	-	-	-	-	-	-	-	-	-	-	-	-	-	-	-	-	-	-	-	-	-
Others(TEF, BTr-Documentary Stamp Tax, etc.)	-	-	-	-	-	-	-	-	-	-	-	-	-	-	-	-	-	-	-	-	-	-	-	-	-	-	-
TOTAL NON-CASH DISBURSEMENTS	-	63,631.34	-	-	63,631.34	-	-	-	-	-	-	-	-	-	-	-	63,631.34	-	-	-	-	-	63,631.34	-	-	63,631.34	-
GRAND TOTAL	-	63,631.34	-	-	63,631.34	-	-	-	-	-	-	-	-	-	-	-	63,631.34	-	-	-	-	-	63,631.34	-	-	63,631.34	-

SUMMARY	Particulars (1)	Previous Report (2)	This Month (3)	As at Date (4)
Total Disbursement Authorities Received	-	-	63,631.34	63,631.34
NCA	-	-	-	-
NTA	-	-	-	-
Working Fund	-	-	-	-
TRA	-	-	63,631.34	63,631.34
CDC	-	-	-	-
NCAA	-	-	-	-
Less: Notice of Transfer of Allocations (NTA)* issued	-	-	-	-
Total Disbursement Authorities Available	-	-	63,631.34	63,631.34
Less:	-	-	-	-
Lapsed NCA	-	-	-	-
Disbursements	-	-	63,631.34	63,631.34
Less: Other Non-Cash Disbursements	-	-	-	-
Disbursements effected through outright deductions from claims	-	-	-	-
Overpayment of expenses(e.g. personnel benefits)	-	-	-	-
Restitution for loss of government property	-	-	-	-
Liquidated damages and similar claims	-	-	-	-
Others (e.g. TEF, BTr, Docs Stamp, etc.)	-	-	-	-
Add/Less: Adjustments (e.g. cancelled/staled checks)	-	-	-	-
Balance of Disbursement Authorities as at date	-	-	63,631.34	63,631.34
Total Disbursements Program	-	-	63,631.34	63,631.34
Less: *Actual Disbursements	-	-	63,631.34	63,631.34
(Over)/Under spending	-	-	-	-

Notes: * The use of NTA is discouraged

Notes: ** Amounts should tally with the grand total disbursement (column 27).

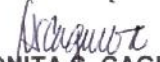
Certified Correct:


DIÑA M. NILLOSAN
 Agency Chief Accountant
 Date: 1 1

Recommending Approval:


ANGELITO V. FONTANILLA
 Director, Financial and Management
 Date:

Approved by:


ENGR. NONITA S. CAGUIOA
 Assistant Secretary
 Finance, Information Systems and Mining Concerns
 Date:

MONTHLY REPORT OF DISBURSEMENTS
For the month of January 2022

Department: Department of Environment and Natural Resources (DENR)
Agency: Office of the Secretary
Operating Unit: ALL
Organization Code: 10 001 0100000
Fund Cluster: 04 - Special Account - Foreign Assisted/Grant

Particulars	Current Year Budget					Prior Year's Budget												SUB-TOTAL	Trust Liabilities				Grand Total					Remarks
	PS	MOOE	FinEx	CO	TOTAL	Prior Year's Accounts Payable					Current Year's Accounts Payable					TOTAL	PS		MOOE	CO	TOTAL	PS	MOOE	FinEx	CO	TOTAL		
						PS	MOOE	FinEx	CO	Sub-Total	PS	MOOE	FinEx	CO	Sub-Total													
1	2	3	4	5	6=(2+3+4+5)	7	8	9	10	11=(7+8+9+10)	12	13	14	15	16=(12+13+14+15)	17=(11+16)	18=(6+17)	19	20	21	22=(19+20+21)	23	24	25	26	27=(23+24+25+26)	28	
CASH DISBURSEMENTS	-	-	-	-	-	-	-	-	-	-	-	-	-	-	-	-	-	-	-	-	-	-	-	-	-	-	-	
Notice of Cash Allocation (NCA)	-	-	-	-	-	-	-	-	-	-	-	-	-	-	-	-	-	-	-	-	-	-	-	-	-	-	-	
MDS Checks Issued	-	-	-	-	-	-	-	-	-	-	-	-	-	-	-	-	-	-	-	-	-	-	-	-	-	-	-	
Advice to Debit Account	-	-	-	-	-	-	-	-	-	-	-	-	-	-	-	-	-	-	-	-	-	-	-	-	-	-	-	
Notice of Transfer Allocations (NTA)	-	-	-	-	-	-	-	-	-	-	-	-	-	-	-	-	-	-	-	-	-	-	-	-	-	-	-	
MDS Checks Issued	-	-	-	-	-	-	-	-	-	-	-	-	-	-	-	-	-	-	-	-	-	-	-	-	-	-	-	
Advice to Debit Account	-	-	-	-	-	-	-	-	-	-	-	-	-	-	-	-	-	-	-	-	-	-	-	-	-	-	-	
Working Fund for FAPs	-	-	-	-	-	-	-	-	-	-	-	-	-	-	-	-	-	-	-	-	-	-	-	-	-	-	-	
Cash Disbursement Ceiling (CDC)	-	-	-	-	-	-	-	-	-	-	-	-	-	-	-	-	-	-	-	-	-	-	-	-	-	-	-	
TOTAL CASH DISBURSEMENTS	-	-	-	-	-	-	-	-	-	-	-	-	-	-	-	-	-	-	-	-	-	-	-	-	-	-	-	
NON-CASH DISBURSEMENTS	-	-	-	-	-	-	-	-	-	-	-	-	-	-	-	-	-	-	-	-	-	-	-	-	-	-	-	
Tax Remittance Advices Issued (TRA)	-	-	-	-	-	-	-	-	-	-	-	-	-	-	-	-	-	-	-	-	-	-	-	-	-	-	-	
Non-Cash Availment Authority (NCAA)	-	-	-	-	-	-	-	-	-	-	-	-	-	-	-	-	-	-	-	-	-	-	-	-	-	-	-	
Disbursements effected through outright deductions from claims (please specify...)	-	-	-	-	-	-	-	-	-	-	-	-	-	-	-	-	-	-	-	-	-	-	-	-	-	-	-	
Overpayment of expenses(e.g. personnel benefits)	-	-	-	-	-	-	-	-	-	-	-	-	-	-	-	-	-	-	-	-	-	-	-	-	-	-	-	
Restitution for loss of government property	-	-	-	-	-	-	-	-	-	-	-	-	-	-	-	-	-	-	-	-	-	-	-	-	-	-	-	
Liquidated damages and similar claims	-	-	-	-	-	-	-	-	-	-	-	-	-	-	-	-	-	-	-	-	-	-	-	-	-	-	-	
Others(TEF, BTr-Documentary Stamp Tax, etc.)	-	-	-	-	-	-	-	-	-	-	-	-	-	-	-	-	-	-	-	-	-	-	-	-	-	-	-	
TOTAL NON-CASH DISBURSEMENTS	-	-	-	-	-	-	-	-	-	-	-	-	-	-	-	-	-	-	-	-	-	-	-	-	-	-	-	
GRAND TOTAL	-	-	-	-	-	-	-	-	-	-	-	-	-	-	-	-	-	-	-	-	-	-	-	-	-	-	-	

SUMMARY

Particulars	Previous Report	This Month	As at Date
(1)	(2)	(3)	(4)
Total Disbursement Authorities Received	1,990,418.37	391,512.94	2,381,931.31
NCA	-	-	-
NTA	-	-	-
Working Fund	1,990,418.37	391,512.94	2,381,931.31
TRA	-	-	-
CDC	-	-	-
NCAA	-	-	-
Less: Notice of Transfer of Allocations (NTA)* issued	-	-	-
Total Disbursement Authorities Available	1,990,418.37	391,512.94	2,381,931.31
Less:			
Lapsed NCA	-	-	-
Disbursements	-	-	-
Less: Other Non-Cash Disbursements	-	-	-
Disbursements effected through outright deductions from claims	-	-	-
Overpayment of expenses(e.g. personnel benefits)	-	-	-
Restitution for loss of government property	-	-	-
Liquidated damages and similar claims	-	-	-
Others (e.g. TEF, BTr, Docs Stamp, etc.)	-	-	-
Add/Less: Adjustments (e.g. cancelled/staled checks)	-	-	-
Balance of Disbursement Authorities as at date	1,990,418.37	391,512.94	2,381,931.31
Total Disbursements Program	1,990,418.37	391,512.94	2,381,931.31
Less: *Actual Disbursements	-	-	-
(Over)/Under spending	1,990,418.37	391,512.94	2,381,931.31

Notes: * The use of NTA is discouraged

Notes: ** Amounts should tally with the grand total disbursement (column 27).



Certified Correct:


DINA M. NILLOSAN
Agency Chief Accountant
Date: 

Recommending Approval:


ANGELITO V. FONTANILLA
Director, Financial and Management Service
Date: 

Approved by:


ENGR. NONITA S. CAGUIOA
Assistant Secretary
Finance, Information Systems and Mining Concerns
Date: 

MONTHLY REPORT OF DISBURSEMENTS
For the month of January 2022

Department: Department of Environment and Natural Resources (DENR)
 Agency: Office of the Secretary
 Operating Unit: ALL
 Organization Code: 10 001 0100000
 Fund Cluster: 07 - Trust Fund

Particulars	Current Year Budget					Prior Year's Budget												SUB-TOTAL	Trust Liabilities				Grand Total					Remarks
	PS	MOOE	FinEx	CO	TOTAL	Prior Year's Accounts Payable					Current Year's Accounts Payable					TOTAL	PS		MOOE	CO	TOTAL	PS	MOOE	FinEx	CO	TOTAL		
						PS	MOOE	FinEx	CO	Sub-Total	PS	MOOE	FinEx	CO	Sub-Total													
1	2	3	4	5	6=(2+3+4+5)	7	8	9	10	11=(7+8+9+10)	12	13	14	15	16=(12+13+14+15)	17=(11+16)	18=(6+17)	19	20	21	22=(19+20+21)	23	24	25	26	27=(23+24+25+26)	28	
CASH DISBURSEMENTS	-	-	-	-	-	-	-	-	-	-	-	-	-	-	-	-	-	-	2,399,557.55	-	2,399,557.55	-	2,399,557.55	-	-	2,399,557.55		
Notice of Cash Allocation (NCA)	-	-	-	-	-	-	-	-	-	-	-	-	-	-	-	-	-	-	2,399,557.55	-	2,399,557.55	-	2,399,557.55	-	-	2,399,557.55		
MDS Checks Issued	-	-	-	-	-	-	-	-	-	-	-	-	-	-	-	-	-	-	-	-	-	-	-	-	-	-		
Advice to Debit Account	-	-	-	-	-	-	-	-	-	-	-	-	-	-	-	-	-	-	2,399,557.55	-	2,399,557.55	-	2,399,557.55	-	-	2,399,557.55		
Notice of Transfer Allocations (NTA)	-	-	-	-	-	-	-	-	-	-	-	-	-	-	-	-	-	-	-	-	-	-	-	-	-	-		
MDS Checks Issued	-	-	-	-	-	-	-	-	-	-	-	-	-	-	-	-	-	-	-	-	-	-	-	-	-	-		
Advice to Debit Account	-	-	-	-	-	-	-	-	-	-	-	-	-	-	-	-	-	-	-	-	-	-	-	-	-	-		
Working Fund for FAPs	-	-	-	-	-	-	-	-	-	-	-	-	-	-	-	-	-	-	-	-	-	-	-	-	-	-		
Cash Disbursement Ceiling (CDC)	-	-	-	-	-	-	-	-	-	-	-	-	-	-	-	-	-	-	-	-	-	-	-	-	-	-		
TOTAL CASH DISBURSEMENTS	-	-	-	-	-	-	-	-	-	-	-	-	-	-	-	-	-	-	2,399,557.55	-	2,399,557.55	-	2,399,557.55	-	-	2,399,557.55		
NON-CASH DISBURSEMENTS	-	-	-	-	-	-	-	-	-	-	-	-	-	-	-	-	-	-	129,100.83	-	129,100.83	-	129,100.83	-	-	129,100.83		
Tax Remittance Advices Issued (TRA)	-	-	-	-	-	-	-	-	-	-	-	-	-	-	-	-	-	-	129,100.83	-	129,100.83	-	129,100.83	-	-	129,100.83		
Non-Cash Availment Authority (NCAA)	-	-	-	-	-	-	-	-	-	-	-	-	-	-	-	-	-	-	129,100.83	-	129,100.83	-	129,100.83	-	-	129,100.83		
Disbursements effected through outright deductions from claims (please specify .)	-	-	-	-	-	-	-	-	-	-	-	-	-	-	-	-	-	-	-	-	-	-	-	-	-	-		
Overpayment of expenses(e.g. personnel benefits)	-	-	-	-	-	-	-	-	-	-	-	-	-	-	-	-	-	-	-	-	-	-	-	-	-	-		
Restitution for loss of government property	-	-	-	-	-	-	-	-	-	-	-	-	-	-	-	-	-	-	-	-	-	-	-	-	-	-		
Liquidated damages and similar claims	-	-	-	-	-	-	-	-	-	-	-	-	-	-	-	-	-	-	-	-	-	-	-	-	-	-		
Others(TEF, BTR-Documentary Stamp Tax, etc.)	-	-	-	-	-	-	-	-	-	-	-	-	-	-	-	-	-	-	-	-	-	-	-	-	-	-		
TOTAL NON-CASH DISBURSEMENTS	-	-	-	-	-	-	-	-	-	-	-	-	-	-	-	-	-	-	129,100.83	-	129,100.83	-	129,100.83	-	-	129,100.83		
GRAND TOTAL	-	-	-	-	-	-	-	-	-	-	-	-	-	-	-	-	-	-	2,528,658.38	-	2,528,658.38	-	2,528,658.38	-	-	2,528,658.38		
SUMMARY																												


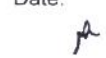

SUMMARY

Particulars	Previous Report	This Month	As at Date
(1)	(2)	(3)	(4)
Total Disbursement Authorities Received	-	7,631,528.83	7,631,528.83
NCA	-	7,502,426.00	7,502,426.00
NTA**	-	-	-
Working Fund	-	-	-
TRA	-	129,100.83	129,100.83
CDC	-	-	-
NCAA	-	-	-
Less: Notice of Transfer of Allocations (NTA)* issued	-	-	-
Total Disbursement Authorities Available	-	7,631,528.83	7,631,528.83
Less:	-	-	-
Lapsed NCA	-	-	-
Disbursements	-	2,528,658.38	2,528,658.38
Less: Other Non-Cash Disbursements	-	-	-
Disbursements effected through outright deductions from claims	-	-	-
Overpayment of expenses(e.g. personnel benefits)	-	-	-
Restitution for loss of government property	-	-	-
Liquidated damages and similar claims	-	-	-
Others (e.g. TEF, BTr, Docs Stamp, etc.)	-	-	-
Add/Less: Adjustments (e.g. cancelled/staled checks)	-	-	-
Balance of Disbursement Authorities as at date	-	5,102,870.45	5,102,870.45
Total Disbursements Program	-	7,631,528.83	7,631,528.83
Less: *Actual Disbursements	-	2,528,658.38	2,528,658.38
(Over)/Under spending	-	5,102,870.45	5,102,870.45



Notes: * The use of NTA is discouraged

Notes: ** Amounts should tally with the grand total disbursement (column 27).


Certified Correct:


DIÑA M. NILLOSAN
 Agency Chief Accountant
 Date:  

Recommending Approval:


ANGELITO V. FONTANILLA
 Director, Financial and Management Service
 Date: 

Approved by:


ENGR. NONITA S. CAGUIUA
 Assistant Secretary
 Finance, Information Systems and Mining Concerns
 Date: 