

MONTHLY REPORT OF DISBURSEMENTS  
For the month of August 2020

Department: Department of Environment and Natural Resources (DENR)  
Agency: Office of the Secretary  
Operating Unit: ALL  
Organization Code: 10 001 0100000  
Fund Cluster: 01 - Regular Agency Fund

Particulars	Current Year Budget					Prior Year's Budget											SUB-TOTAL	Trust Liabilities				Grand Total					Remarks	
	PS	MOOE	FinEx	CO	TOTAL	Prior Year's Accounts Payable					Current Year's Accounts Payable					TOTAL		PS	MO	OE	CO	TOTAL	PS	MOOE	FinEx	CO		TOTAL
						PS	MOOE	FinEx	CO	Sub-Total	PS	MOOE	FinEx	CO	Sub-Total													
1	2	3	4	5	6=(2+3+4+5)	7	8	9	10	11=(7+8+9+10)	12	13	14	15	16=(12+13+14+15)	17=(11+16)	18=(6+17)	19	20	21	22=(19+20+21)	23	24	25	26	27=(23+24+25+26)	28	
CASH DISBURSEMENTS	427,595,642.83	271,591,454.20		93,555,731.44	792,742,828.47	290,378.17	17,029,465.25		20,881,314.50	38,201,157.92		11,998,679.53		1,141,100.56	13,139,780.09	51,340,938.01	844,083,766.48					427,886,021.00	300,619,598.98		115,578,146.50	844,083,766.48		
Notice of Cash Allocation (NCA)	426,988,189.76	269,676,931.15		93,555,731.44	790,220,852.35	290,378.17	17,029,465.25		20,881,314.50	38,201,157.92		11,998,679.53		1,141,100.56	13,139,780.09	51,340,938.01	841,561,790.36					427,278,567.93	298,705,075.93		115,578,146.50	841,561,790.36		
MDS Checks Issued	87,588,175.28	50,825,572.99		15,854,391.42	154,268,139.69	49,626.71	2,848,744.14		3,809,123.45	6,707,494.30		1,007,646.17		827,496.72	1,835,142.89	8,542,637.19	162,810,776.88					87,637,801.99	54,681,963.30		20,491,011.59	162,810,776.88		
Advice to Debit Account	339,400,014.48	218,851,358.16		77,701,340.02	635,952,712.66	240,751.46	14,180,721.11		17,072,191.05	31,493,663.62		10,991,033.36		313,603.84	11,304,637.20	42,798,300.82	678,751,013.48					339,640,765.94	244,023,112.63		95,087,134.91	678,751,013.48		
Notice of Transfer Allocations (NTA)	607,453.07	1,914,523.05			2,521,976.12												2,521,976.12					607,453.07	1,914,523.05			2,521,976.12		
MDS Checks Issued	138,431.26	318,024.89			456,456.15												456,456.15					138,431.26	318,024.89			456,456.15		
Advice to Debit Account	469,021.81	1,596,498.18			2,065,519.97												2,065,519.97					469,021.81	1,596,498.18			2,065,519.97		
Working Fund for FAPs																												
Cash Disbursement Ceiling (CDC)																												
<b>TOTAL CASH DISBURSEMENTS</b>	<b>427,595,642.83</b>	<b>271,591,454.20</b>		<b>93,555,731.44</b>	<b>792,742,828.47</b>	<b>290,378.17</b>	<b>17,029,465.25</b>		<b>20,881,314.50</b>	<b>38,201,157.92</b>		<b>11,998,679.53</b>		<b>1,141,100.56</b>	<b>13,139,780.09</b>	<b>51,340,938.01</b>	<b>844,083,766.48</b>					<b>427,886,021.00</b>	<b>300,619,598.98</b>		<b>115,578,146.50</b>	<b>844,083,766.48</b>		
NON-CASH DISBURSEMENTS	24,035,374.40	6,505,871.06		3,846,431.14	34,387,676.60	343,908.04	554,217.00		529,994.57	1,428,119.61		93,437.36		24,198.79	117,636.15	1,545,755.76	35,933,432.36					24,379,282.44	7,153,525.42		4,400,624.50	35,933,432.36		
Tax Remittance Advices Issued (TRA)	24,035,374.40	6,505,871.06		3,846,431.14	34,387,676.60	343,908.04	554,217.00		529,994.57	1,428,119.61		93,437.36		24,198.79	117,636.15	1,545,755.76	35,933,432.36					24,379,282.44	7,153,525.42		4,400,624.50	35,933,432.36		
Non-Cash Availment Authority (NCAA)																												
Disbursements effected through outright deductions from claims (please specify...)																												
Overpayment of expenses (e.g. personnel benefits)																												
Restitution for loss of government property																												
Liquidated damages and similar claims																												
Others (TEF BTR-Documentary Stamp Tax etc.)																												
<b>TOTAL NON-CASH DISBURSEMENTS</b>	<b>24,035,374.40</b>	<b>6,505,871.06</b>		<b>3,846,431.14</b>	<b>34,387,676.60</b>	<b>343,908.04</b>	<b>554,217.00</b>		<b>529,994.57</b>	<b>1,428,119.61</b>		<b>93,437.36</b>		<b>24,198.79</b>	<b>117,636.15</b>	<b>1,545,755.76</b>	<b>35,933,432.36</b>					<b>24,379,282.44</b>	<b>7,153,525.42</b>		<b>4,400,624.50</b>	<b>35,933,432.36</b>		
<b>GRAND TOTAL</b>	<b>451,631,017.23</b>	<b>278,097,325.26</b>		<b>97,402,162.58</b>	<b>827,130,505.07</b>	<b>634,286.21</b>	<b>17,583,682.25</b>		<b>21,411,309.07</b>	<b>39,629,277.53</b>		<b>12,092,116.89</b>		<b>1,165,299.35</b>	<b>13,257,416.24</b>	<b>52,886,693.77</b>	<b>880,017,198.84</b>					<b>452,265,303.44</b>	<b>307,773,124.40</b>		<b>119,978,771.00</b>	<b>880,017,198.84</b>		

Particulars	Previous Report		This Month		As at Date	
	(1)	(2)	(3)	(4)	(5)	(6)
Total Disbursement Authorities Received		10,340,266,259.64	806,543,158.83	11,146,809,418.47		
NCA		9,530,334,988.86	663,613,491.64	10,193,948,480.50		
NTA		502,237,073.54	106,996,234.83	609,233,308.37		
Working Fund		-	-	-		
TRA		307,694,197.24	35,933,432.36	343,627,629.60		
CDC		-	-	-		
NCAA		-	-	-		
Less: Notice of Transfer of Allocations (NTA)* issued		595,145,442.60	133,819,513.56	728,964,956.16		
Total Disbursement Authorities Available		9,745,120,817.04	672,723,645.27	10,417,844,462.31		
Less:						
Lapsed NCA		29,665,557.46	-	29,665,557.46		
***Disbursements		7,522,843,638.71	880,017,198.84	8,402,860,837.55		
Less: Other Non-Cash Disbursements						
Disbursements effected through outright deductions from claims						
Overpayment of expenses (e.g. personnel benefits)						
Restitution for loss of government property						
Liquidated damages and similar claims						
Others (e.g. TEF BTR Docs Stamp etc.)						
Add/Less: Adjustments (e.g. cancelled/staled checks)		8,124,601.90	313,059.40	8,437,661.30		
Balance of Disbursement Authorities as at date		2,200,736,222.77	(206,980,494.17)	1,993,755,728.60		
Total Disbursements Program		9,753,245,418.94	673,036,704.67	10,426,282,123.61		
Less: **Actual Disbursements		7,522,843,638.71	880,017,198.84	8,402,860,837.55		
(Over)/Under spending		2,230,401,780.23	(206,980,494.17)	2,023,421,286.06		

Notes: \* The use of NTA is discouraged  
\*\* Amounts should tally with the grand total disbursement (column 27).

Certified Correct:

*Diña M. Nillosan*  
DIÑA M. NILLOSAN

Agency Chief Accountant

Date: *8/11/20*

Approved by:

*Wilfredo J. Obien*  
WILFREDO J. OBIEN

Director, Financial and Management Service

Date:

MONTHLY REPORT OF DISBURSEMENTS  
For the month of August 2020

Department: Department of Environment and Natural Resources (DENR)  
Agency: Office of the Secretary  
Operating Unit: ALL  
Organization Code: 10 001 010000  
Fund Cluster: 02 - Foreign Assisted Projects Fund

Particulars	Current Year Budget					Prior Year's Budget											SUB-TOTAL	Trust Liabilities				Grand Total					Remarks	
	PS	MOOE	Fin Ex	CO	TOTAL	Prior Year's Accounts Payable					Current Year's Accounts Payable					TOTAL		PS	MOOE	CO	TOTAL	PS	MOOE	Fin Ex	CO	TOTAL		
						PS	MOOE	FinEx	CO	Sub-Total	PS	MOOE	FinEx	CO	Sub-Total													
1	2	3	4	5	6=(2+3+4+5)	7	8	9	10	11=(7+8+9+10)	12	13	14	15	16=(12+13+14+15)	17=(11+16)	18=(6+17)	19	20	21	22=(19+20+21)	23	24	25	26	27=(23+24+25+26)	28	
CASH DISBURSEMENTS	-	33,631,052.16	-	5,220,475.35	38,851,527.51	-	978,685.79	-	23,331,034.52	24,309,720.31	-	107,310.01	-	-	107,310.01	24,417,030.32	63,268,557.83	-	-	-	-	-	-	34,717,047.96	-	28,551,509.87	63,268,557.83	
Notice of Cash Allocation (NCA)	-	31,866,839.77	-	5,214,695.99	37,081,535.76	-	978,685.79	-	23,331,034.52	24,309,720.31	-	107,310.01	-	-	107,310.01	24,417,030.32	61,498,566.08	-	-	-	-	-	-	32,952,835.57	-	28,545,730.51	61,498,566.08	
MDS Checks Issued	-	16,997,553.19	-	5,163,177.16	22,160,730.35	-	452,154.65	-	23,132,122.15	23,584,276.80	-	-	-	-	23,584,276.80	45,745,007.15	-	-	-	-	-	-	-	17,449,707.84	-	28,295,299.31	45,745,007.15	
Advice to Debit Account	-	14,869,286.58	-	51,518.83	14,920,805.41	-	526,531.14	-	198,912.37	725,443.51	-	107,310.01	-	-	107,310.01	832,753.52	15,753,558.93	-	-	-	-	-	-	15,503,127.73	-	250,431.20	15,753,558.93	
Notice of Transfer Allocations (NTA)	-	1,764,212.39	-	5,779.36	1,769,991.75	-	-	-	-	-	-	-	-	-	-	-	1,769,991.75	-	-	-	-	-	-	1,764,212.39	-	5,779.36	1,769,991.75	
MDS Checks Issued	-	1,457,920.42	-	5,779.36	1,463,699.78	-	-	-	-	-	-	-	-	-	-	-	1,463,699.78	-	-	-	-	-	-	1,457,920.42	-	5,779.36	1,463,699.78	
Advice to Debit Account	-	306,291.97	-	-	306,291.97	-	-	-	-	-	-	-	-	-	-	-	306,291.97	-	-	-	-	-	-	306,291.97	-	-	306,291.97	
Working Fund for FAPs	-	-	-	-	-	-	-	-	-	-	-	-	-	-	-	-	-	-	-	-	-	-	-	-	-	-	-	
Cash Disbursement Ceiling (CDC)	-	-	-	-	-	-	-	-	-	-	-	-	-	-	-	-	-	-	-	-	-	-	-	-	-	-	-	
<b>TOTAL CASH DISBURSEMENTS</b>	-	33,631,052.16	-	5,220,475.35	38,851,527.51	-	978,685.79	-	23,331,034.52	24,309,720.31	-	107,310.01	-	-	107,310.01	24,417,030.32	63,268,557.83	-	-	-	-	-	-	34,717,047.96	-	28,551,509.87	63,268,557.83	
NON-CASH DISBURSEMENTS	-	1,693,154.66	-	1,258.00	1,694,412.66	-	640,070.01	-	1,622,645.15	2,262,715.16	-	-	-	-	2,262,715.16	3,957,127.82	-	-	-	-	-	-	-	2,333,224.67	-	1,623,903.15	3,957,127.82	
Tax Remittance Advices Issued (TRA)	-	1,693,154.66	-	1,258.00	1,694,412.66	-	640,070.01	-	1,622,645.15	2,262,715.16	-	-	-	-	2,262,715.16	3,957,127.82	-	-	-	-	-	-	-	2,333,224.67	-	1,623,903.15	3,957,127.82	
Non-Cash Availment Authority (NCAA)	-	-	-	-	-	-	-	-	-	-	-	-	-	-	-	-	-	-	-	-	-	-	-	-	-	-	-	
Disbursements effected through outright deductions from claims (please specify...)	-	-	-	-	-	-	-	-	-	-	-	-	-	-	-	-	-	-	-	-	-	-	-	-	-	-	-	
Overpayment of expenses(e.g. personnel benefits)	-	-	-	-	-	-	-	-	-	-	-	-	-	-	-	-	-	-	-	-	-	-	-	-	-	-	-	
Restitution for loss of government property	-	-	-	-	-	-	-	-	-	-	-	-	-	-	-	-	-	-	-	-	-	-	-	-	-	-	-	
Liquidated damages and similar claims	-	-	-	-	-	-	-	-	-	-	-	-	-	-	-	-	-	-	-	-	-	-	-	-	-	-	-	
Others(TEF, BTr-Documentary Stamp Tax, etc.)	-	-	-	-	-	-	-	-	-	-	-	-	-	-	-	-	-	-	-	-	-	-	-	-	-	-	-	
<b>TOTAL NON-CASH DISBURSEMENTS</b>	-	1,693,154.66	-	1,258.00	1,694,412.66	-	640,070.01	-	1,622,645.15	2,262,715.16	-	-	-	-	2,262,715.16	3,957,127.82	-	-	-	-	-	-	-	2,333,224.67	-	1,623,903.15	3,957,127.82	
<b>GRAND TOTAL</b>	-	35,324,206.82	-	5,221,733.35	40,545,940.17	-	1,618,755.80	-	24,953,679.67	26,572,435.47	-	107,310.01	-	-	107,310.01	26,679,745.48	67,225,685.65	-	-	-	-	-	-	37,050,272.63	-	30,175,413.02	67,225,685.65	

SUMMARY

Particulars	Previous Report	This Month	As at Date
(1)	(2)	(3)	(4)
Total Disbursement Authorities Received	1,252,863,899.49	97,138,935.89	1,350,002,835.38
NCA	305,547,572.85	37,345,915.00	342,893,487.85
NTA	80,956,474.62	5,784,000.00	86,740,474.62
Working Fund	846,025,482.84	50,043,095.13	896,068,577.97
TRA	20,334,369.18	3,965,925.76	24,300,294.94
CDC	-	-	-
NCAA	-	-	-
Less: Notice of Transfer of Allocations (NTA)* issued	548,278,345.85	49,318,712.55	597,597,058.40
Total Disbursement Authorities Available	704,585,553.64	47,820,223.34	752,405,776.98
Less:			
Lapsed NCA	(4,271,369.94)	-	(4,271,369.94)
Disbursements	331,994,223.59	67,225,685.65	399,219,909.24
Less: Other Non-Cash Disbursements	-	-	-
Disbursements effected through outright deductions from claims	-	-	-
Overpayment of expenses(e.g. personnel benefits)	-	-	-
Restitution for loss of government property	-	-	-
Liquidated damages and similar claims	-	-	-
Others (e.g. TEF, BTr, Docs Stamp, etc.)	-	-	-
Add/Less: Adjustments (e.g. cancelled/staled checks)	296,738.85	-	296,738.85
Balance of Disbursement Authorities as at date	377,159,438.84	(19,405,462.31)	357,753,976.53
Total Disbursements Program	704,882,292.49	47,820,223.34	752,702,515.83
Less: **Actual Disbursements	331,994,223.59	67,225,685.65	399,219,909.24
(Over)/Under spending	372,888,068.90	(19,405,462.31)	353,482,606.59

Notes: \* The use of NTA is discouraged

\*\* Amounts should tally with the grand total disbursement (column 27).

Certified Correct:

*Diana M. Nillosan*  
DIANA M. NILLOSAN

Agency Chief Accountant

Date: *mm 8 m*

Approved by:

*Wilfredo J. Obien*  
WILFREDO J. OBIEN

Director, Financial and Management Service

Date:



MONTHLY REPORT OF DISBURSEMENTS  
For the month of August 2020

Department: Department of Environment and Natural Resources (DENR)  
 Agency: Office of the Secretary  
 Operating Unit: ALL  
 Organization Code: 10 001 0100000  
 Fund Cluster: 03 - Special Account - Locally Funded

Particulars	Current Year Budget					Prior Year's Budget											SUB-TOTAL	Trust Liabilities				Grand Total					Remarks	
	PS	MOOE	FinEx	CO	TOTAL	Prior Year's Accounts Payable					Current Year's Accounts Payable							PS	MOOE	CO	TOTAL	PS	MOOE	FinEx	CO	TOTAL		
						PS	MOOE	FinEx	CO	Sub-Total	PS	MOOE	FinEx	CO	Sub-Total	TOTAL												
1	2	3	4	5	6=(2+3+4+5)	7	8	9	10	11=(7+8+9+10)	12	13	14	15	16=(12+13+14+15)	17=(11+16)	18=(6+17)	19	20	21	22=(19+20+21)	23	24	25	26	27=(23+24+25+26)	28	
CASH DISBURSEMENTS		30,080.00			30,080.00												30,080.00											
Notice of Cash Allocation (NCA)		30,080.00			30,080.00												30,080.00											
MDS Checks Issued		30,080.00			30,080.00												30,080.00											
Advice to Debit Account																												
Notice of Transfer Allocations (NTA)																												
MDS Checks Issued																												
Advice to Debit Account																												
Working Fund for FAPs																												
Cash Disbursement Ceiling (CDC)																												
<b>TOTAL CASH DISBURSEMENTS</b>		30,080.00			30,080.00												30,080.00											
NON-CASH DISBURSEMENTS		28,484.67			28,484.67												28,484.67											
Tax Remittance Advices Issued (TRA)		28,484.67			28,484.67												28,484.67											
Non-Cash Availment Authority (NCAA)																												
Disbursements effected through outright deductions from claims (please specify...)																												
Overpayment of expenses(e.g. personnel benefits)																												
Restitution for loss of government property																												
Liquidated damages and similar claims																												
Others(TEF, BTr-Documentary Stamp Tax, etc.)																												
<b>TOTAL NON-CASH DISBURSEMENTS</b>		28,484.67			28,484.67												28,484.67											
<b>GRAND TOTAL</b>		58,564.67			58,564.67												58,564.67											

Particulars	Previous Report (2)	This Month (3)	As at Date (4)
Total Disbursement Authorities Received	7,328.62	3,335,434.67	3,342,763.29
NCA	-	3,306,950.00	3,306,950.00
NTA	-	-	-
Working Fund	-	-	-
TRA	7,328.62	28,484.67	35,813.29
CDC	-	-	-
NCAA	-	-	-
Less: Notice of Transfer of Allocations (NTA)* issued	-	-	-
Total Disbursement Authorities Available	7,328.62	3,335,434.67	3,342,763.29
Less:			
Lapsed NCA	-	-	-
Disbursements	7,328.62	58,564.67	65,893.29
Less: Other Non-Cash Disbursements	-	-	-
Disbursements effected through outright deductions from claims	-	-	-
Overpayment of expenses(e.g. personnel benefits)	-	-	-
Restitution for loss of government property	-	-	-
Liquidated damages and similar claims	-	-	-
Others (e.g. TEF, BTr, Docs Stamp, etc.)	-	-	-
Add/Less: Adjustments (e.g. cancelled/staled checks)	-	-	-
Balance of Disbursement Authorities as at date	-	3,276,870.00	3,276,870.00
Total Disbursements Program	7,328.62	3,335,434.67	3,342,763.29
Less: *Actual Disbursements	7,328.62	58,564.67	65,893.29
(Over)/Under spending	-	3,276,870.00	3,276,870.00

Notes: \* The use of NTA is discouraged  
 Notes: \*\* Amounts should tally with the grand total disbursement (column 27).

Certified Correct:

*Dina M. Nillosan*  
 DINA M. NILLOSAN

Agency Chief Accountant

Date: *Aug 4 2020*

Approved by:

*Wilfredo J. Obien*  
 WILFREDO J. OBIEN

Director, Financial and Management Service

Date:

MONTHLY REPORT OF DISBURSEMENTS  
For the month of August 2020

Department: Department of Environment and Natural Resources (DENR)  
Agency: Office of the Secretary  
Operating Unit: ALL  
Organization Code: 10 001 0100000  
Fund Cluster: 07 - Trust Fund

Particulars	Current Year Budget					Prior Year's Budget											SUB-TOTAL	Trust Liabilities				Grand Total					Remarks	
	PS	MOOE	FinEx	CO	TOTAL	Prior Year's Accounts Payable					Current Year's Accounts Payable					TOTAL		PS	MOOE	CO	TOTAL	PS	MOOE	FinEx	CO	TOTAL		
						PS	MOOE	FinEx	CO	Sub-Total	PS	MOOE	FinEx	CO	Sub-Total													
1	2	3	4	5	6=(2+3+4+5)	7	8	9	10	11=(7+8+9+10)	12	13	14	15	16=(12+13+14+15)	17=(11+16)	18=(6+17)	19	20	21	22=(19+20+21)	23	24	25	26	27=(23+24+25+26)	28	
CASH DISBURSEMENTS		303,292.00			303,292.00												303,292.00		261,684.64		261,684.64		564,976.64			564,976.64		
Notice of Cash Allocation (NCA)		303,292.00			303,292.00												303,292.00		261,684.64		261,684.64		564,976.64			564,976.64		
MDS Checks Issued																												
Advice to Debit Account		303,292.00			303,292.00												303,292.00		261,684.64		261,684.64		564,976.64			564,976.64		
Notice of Transfer Allocations (NTA)																												
MDS Checks Issued																												
Advice to Debit Account																												
Working Fund for FAPs																												
Cash Disbursement Ceiling (CDC)																												
<b>TOTAL CASH DISBURSEMENTS</b>		303,292.00			303,292.00												303,292.00		261,684.64		261,684.64		564,976.64			564,976.64		
NON-CASH DISBURSEMENTS																			37,528.76		37,528.76		37,528.76			37,528.76		
Tax Remittance Advices Issued (TRA)																			37,528.76		37,528.76		37,528.76			37,528.76		
Non-Cash Availment Authority (NCAA)																												
Disbursements effected through outright deductions from claims (please specify...)																												
Overpayment of expenses(e.g. personnel benefits)																												
Restitution for loss of government property																												
Liquidated damages and similar claims																												
Others(TEF, BTr-Documentary Stamp Tax, etc.)																												
<b>TOTAL NON-CASH DISBURSEMENTS</b>																			37,528.76		37,528.76		37,528.76			37,528.76		
<b>GRAND TOTAL</b>		303,292.00			303,292.00												303,292.00		299,213.40		299,213.40		602,505.40			602,505.40		

SUMMARY

Particulars	Previous Report	This Month	As at Date
(1)	(2)	(3)	(4)
Total Disbursement Authorities Received	11,300,308.66	401,372.76	11,701,681.42
NCA	10,970,620.00	363,844.00	11,334,464.00
NTA	-	-	-
Working Fund	-	-	-
TRA	329,688.66	37,528.76	367,217.42
CDC	-	-	-
NCAA	-	-	-
Less: Notice of Transfer of Allocations (NTA)* issued	-	-	-
Total Disbursement Authorities Available	11,300,308.66	401,372.76	11,701,681.42
Less:			
Lapsed NCA	-	-	-
Disbursements	6,930,841.49	602,505.40	7,533,346.89
Less: Other Non-Cash Disbursements			
Disbursements effected through outright deductions from claims	-	-	-
Overpayment of expenses(e.g. personnel benefits)	-	-	-
Restitution for loss of government property	-	-	-
Liquidated damages and similar claims	-	-	-
Others (e.g. TEF, BTr, Docs Stamp, etc.)	-	-	-
Add/Less: Adjustments (e.g. cancelled/staled checks)			
Balance of Disbursement Authorities as at date	4,369,467.17	(201,132.64)	4,168,334.53
Total Disbursements Program	11,300,308.66	401,372.76	11,701,681.42
Less: *Actual Disbursements	6,930,841.49	602,505.40	7,533,346.89
(Over)/Under spending	4,369,467.17	(201,132.64)	4,168,334.53

Notes: \* The use of NTA is discouraged  
Notes: \*\* Amounts should tally with the grand total disbursement (column 27).

Certified Correct:

*Dina M. Nillosan*  
DINA M. NILLOSAN  
Agency Chief Accountant  
Date: *Aug 18 2020*

Approved by:

*Wilfredo J. Obien*  
WILFREDO J. OBIEN  
Director, Financial and Management Service  
Date:



**MONTHLY REPORT OF DISBURSEMENTS**  
For the month of August 2020



Department: Department of Environment and Natural Resources (DENR)  
 Agency: Office of the Secretary  
 Operating Unit: ALL  
 Organization Code: 10 001 0100000  
 Fund Cluster: 04 - Special Account - Foreign Assisted/Grant


Particulars	Current Year Budget					Prior Year's Budget											SUB-TOTAL	Trust Liabilities				Grand Total					Remarks
	PS	MOOE	FinEx	CO	TOTAL	Prior Year's Accounts Payable					Current Year's Accounts Payable					TOTAL		PS	MOOE	CO	TOTAL	PS	MOOE	FinEx	CO	TOTAL	
						PS	MOOE	FinEx	CO	Sub-Total	PS	MOOE	FinEx	CO	Sub-Total												
1	2	3	4	5	6=(2+3+4+5)	7	8	9	10	11=(7+8+9+10)	12	13	14	15	16=(12+13+14+15)	17=(11+16)	18=(6+17)	19	20	21	22=(19+20+21)	23	24	25	26	27=(23+24+25+26)	28
CASH DISBURSEMENTS																											
Notice of Cash Allocation (NCA)																											
MDS Checks Issued																											
Advice to Debit Account																											
Notice of Transfer Allocations (NTA)																											
MDS Checks Issued																											
Advice to Debit Account																											
Working Fund for FAPs																											
Cash Disbursement Ceiling (CDC)																											
<b>TOTAL CASH DISBURSEMENTS</b>																											
NON-CASH DISBURSEMENTS																											
Tax Remittance Advices Issued (TRA)																											
Non-Cash Availment Authority (NCAA)																											
Disbursements effected through outright deductions from claims (please specify...)																											
Overpayment of expenses(e.g. personnel benefits)																											
Restitution for loss of government property																											
Liquidated damages and similar claims																											
Others(TEF, BTr-Documentary Stamp Tax, etc.)																											
<b>TOTAL NON-CASH DISBURSEMENTS</b>																											
<b>GRAND TOTAL</b>																											

**SUMMARY**

Particulars	Previous Report	This Month	As at Date
(1)	(2)	(3)	(4)
Total Disbursement Authorities Received	2,580,257.40	-	2,580,257.40
NCA	-	-	-
NTA	-	-	-
Working Fund	2,580,257.40	-	2,580,257.40
TRA	-	-	-
CDC	-	-	-
NCAA	-	-	-
Less: Notice of Transfer of Allocations (NTA)* issued	149,570.00	-	149,570.00
Total Disbursement Authorities Available	2,430,687.40	-	2,430,687.40
Less:			
Lapsed NCA	25,878.73	-	25,878.73
Disbursements	681,116.02	-	681,116.02
Less: Other Non-Cash Disbursements			
Disbursements effected through outright deductions from claims			
Overpayment of expenses(e.g. personnel benefits)			
Restitution for loss of government property			
Liquidated damages and similar claims			
Others (e.g. TEF, BTr, Docs Stamp, etc.)			
Add/Less: Adjustments (e.g. cancelled/staled checks)			
Balance of Disbursement Authorities as at date	1,723,692.65	-	1,723,692.65
Total Disbursements Program	2,430,687.40	-	2,430,687.40
Less: *Actual Disbursements	681,116.02	-	681,116.02
(Over)/Under spending	1,749,571.38	-	1,749,571.38

Notes: \* The use of NTA is discouraged  
 Notes: \*\* Amounts should tally with the grand total disbursement (column 27).

**Certified Correct:**  
  
**DIANA M. NILLOSAN**  
 Agency Chief Accountant  
 Date: 

**Approved by:**  
  
**WILFREDO J. OBIEN**  
 Director, Financial and Management Service  
 Date: